

Data Literacy: Building a KNinja Community

Four steps to create, upskill, and run your own KNIME community



4. Black Belt KNinjas

Awards

Acknowledge your KNinjas!



With KNIME

Get badges for internal KNIME Certified Trainers

Team members receive JKI awards if they solved all Just KNIME It challenges for the current season

In exceptional cases with public contributors, the KNIME COTM may be awarded.

Within Your Company

Assign KNinjas at <company> awards.


Tips and Tricks

Use ceremonies and awards to acknowledge and spread awareness of your KNinjas' contributions.

3. Blue Belts

Ongoing Education

Create your own KNinjas



With KNIME Learning Center

Download the "Just KNIME It! Season 1" workbook from the **KNIME Press** and build study groups to work through it one challenge at a time.

Join the larger KNIME Community by participating live in the current season of "Just KNIME it!" challenges online.

Ask KNIME Professional Services to periodically organize internal hackathons

Within Your Company

With the help of your KNIME Certified Trainer(s), build and offer challenges and hackathons.

Organize internal events to share stories of how KNIME helped teams to increase awareness.

Tips and Tricks

Share your team's course study group attendance and contributions with their direct managers to help create positive awareness of activities.

2. Green Belts

Custom Education

Learn using company data use cases



With KNIME Partners

Contact KNIME Professional Services to reserve a custom course.

Contact a **KNIME Partner** to request a custom course.

Within Your Company

Build your own specialized course.

Tips and Tricks

Build a pool of KNIME Certified Trainers through the **KNIME Certified Trainer Program**.

1. Yellow Belts

Standard Education

Learn the basics



With KNIME Learning Center

"First Steps into KNIME" sessions with Account Manager

Enroll your team in the free **KNIME self-paced courses** or, if available, in the paid KNIME instructor-led courses for levels L1 (basic), L2 (advanced), and L3 (production). Here is the calendar of the next instructor-led courses.

Take the corresponding **certification exams** L1, L2, and L3.

Read the KNIME Beginners Luck (level L1 basic) and KNIME Advanced Luck (level L2 advanced) books available at the KNIME Press.

Within Your Company

Connect and display KNIME self-paced courses in their own LMS or build your own custom instructor-led courses:

- By linking to our self-paced course page or importing the courses via SCORM packages (coming soon).
- By downloading KNIME teaching material (slides and exercises). To get access, register for the **KNIME Educators Alliance**.

Take the **corresponding certification exams** L1, L2, and L3. Request the numbers and names of certified team members.







Tips and Tricks

Champion organizes "Build your first workflow" session

Share your team's course participation and certifications with, for example, direct managers to help create positive awareness of activities and potentially contribute to reward schemas.



[knime.com/
users-community](https://knime.com/users-community)

-  knime.com
-  hub.knime.com
-  forum.knime.com
-  [/company/knime.com](https://www.linkedin.com/company/knime.com)
-  [@knimesoftware](https://www.instagram.com/knimesoftware)
-  [KNIMETV](https://www.youtube.com/KNIMETV)